



# D41.1

## Project website

<b>Project number:</b>	318353
<b>Project acronym:</b>	EURO-MILS
<b>Project title:</b>	EURO-MILS: Secure European Virtualisation for Trustworthy Applications in Critical Domains
<b>Start date of the project:</b>	1 <sup>st</sup> October, 2012
<b>Duration:</b>	36 months
<b>Programme:</b>	FP7/2007-2013

<b>Deliverable type:</b>	OTHER (Deliverables marked with nature OTHER will be accompanied by a small written report outlining its structure and purpose in order to justify the achievement of the deliverable)
<b>Deliverable reference number:</b>	ICT-318353 / D41.1 / 1.0
<b>Activity and Work package contributing to the deliverable:</b>	Activity 4 / WP41
<b>Due date:</b>	November 2012 – M02
<b>Actual submission date:</b>	30 <sup>th</sup> November, 2012

<b>Responsible organisation:</b>	TEC
<b>Editor:</b>	TEC (Sebastian Ressi)
<b>Dissemination level:</b>	Public
<b>Revision:</b>	1.0

<b>Abstract:</b>	This deliverable briefly describes the website and its functionality.
<b>Keywords:</b>	Collaborative tools, infrastructure, website, homepage

## Contents

<b>Chapter 1</b>	<b>Introduction .....</b>	<b>1</b>
1.1	Frontend .....	1
1.2	Backend.....	1
<b>Chapter 2</b>	<b>The website.....</b>	<b>2</b>
2.1	Public Area .....	4
2.1.1	Home .....	4
2.1.2	Strategy .....	4
2.1.3	News.....	4
2.1.4	Publications & Deliverables.....	4
2.1.5	Partners .....	4
2.1.6	Feedback.....	4
2.2	Private Area .....	5
2.2.1	Documentation & Tutorials.....	5
2.2.2	Calendar .....	5
2.2.3	Mailing lists .....	5
2.2.4	SVN Repository .....	5
2.2.5	Your Profile.....	5

## List of Figures

Figure 1: Backend (Administration).....	1
Figure 2: EURO-MILS Logo.....	2
Figure 3: The website .....	2
Figure 4: Public Area .....	4
Figure 5: Private Area.....	5

# Chapter 1 Introduction

This deliverable provides an overview of the EURO-MILS project website. The website is based on a CMS<sup>1</sup> – Content Management System named Joomla! and uses a hand of extensions for collaborative working. With Joomla! your website is divided into 2 parts.

## 1.1 Frontend

If a member of the consortium or a third party visits the EURO-MILS website, he or she will only see the frontend of the website. The purpose of the frontend is that the visitors cannot change the content of the website like the admin.

For users who have an account at the EURO-MILS website it is also possible to log in with their username and password to unlock special features.

## 1.2 Backend

This is the interface to manage the frontend and is only accessible for administrators of the EURO-MILS website. You can create content like articles or modules, manage your extensions or simply create a new user for EURO-MILS.

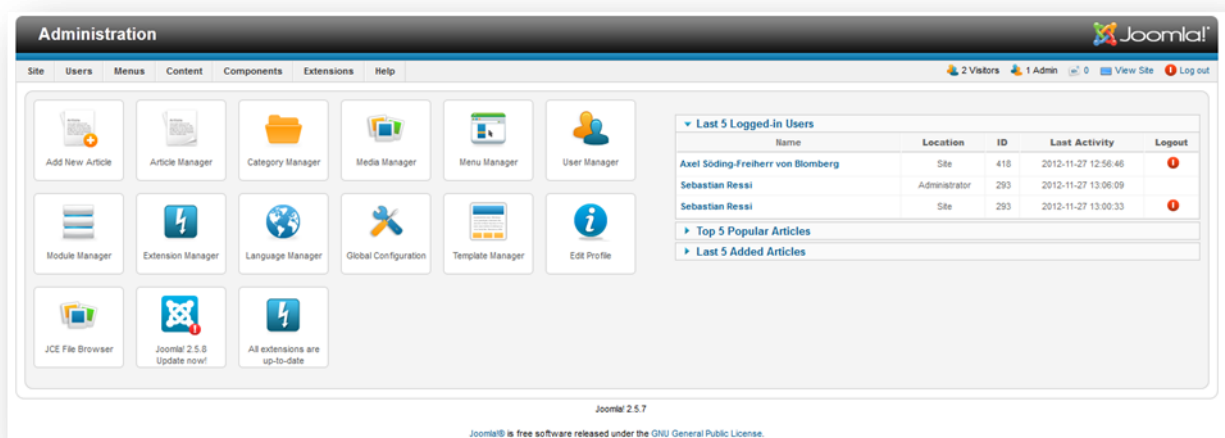


Figure 1: Backend (Administration)

<sup>1</sup> Content Management System – is used to build complex websites easily

## Chapter 2 The website

The project website has been designed to provide a user-friendly and informative environment. Using a readily available open source solution greatly reduces the overhead connected with maintaining the website as it integrates with the workspace.

Figure 3 shows the actual first page of the EURO-MILS website. The left side has a navigation slot, while on the right side the content of the respective section is given. Each page of the EURO-MILS website links to the disclaimer, the legal notice and the privacy policy of the website at the bottom.

The website can be best viewed with a standard web browser and will be kept alive throughout the project period and a few years afterwards. Furthermore it is planned to carry out a penetration test on the site. This will increase the reliability and security of the site.

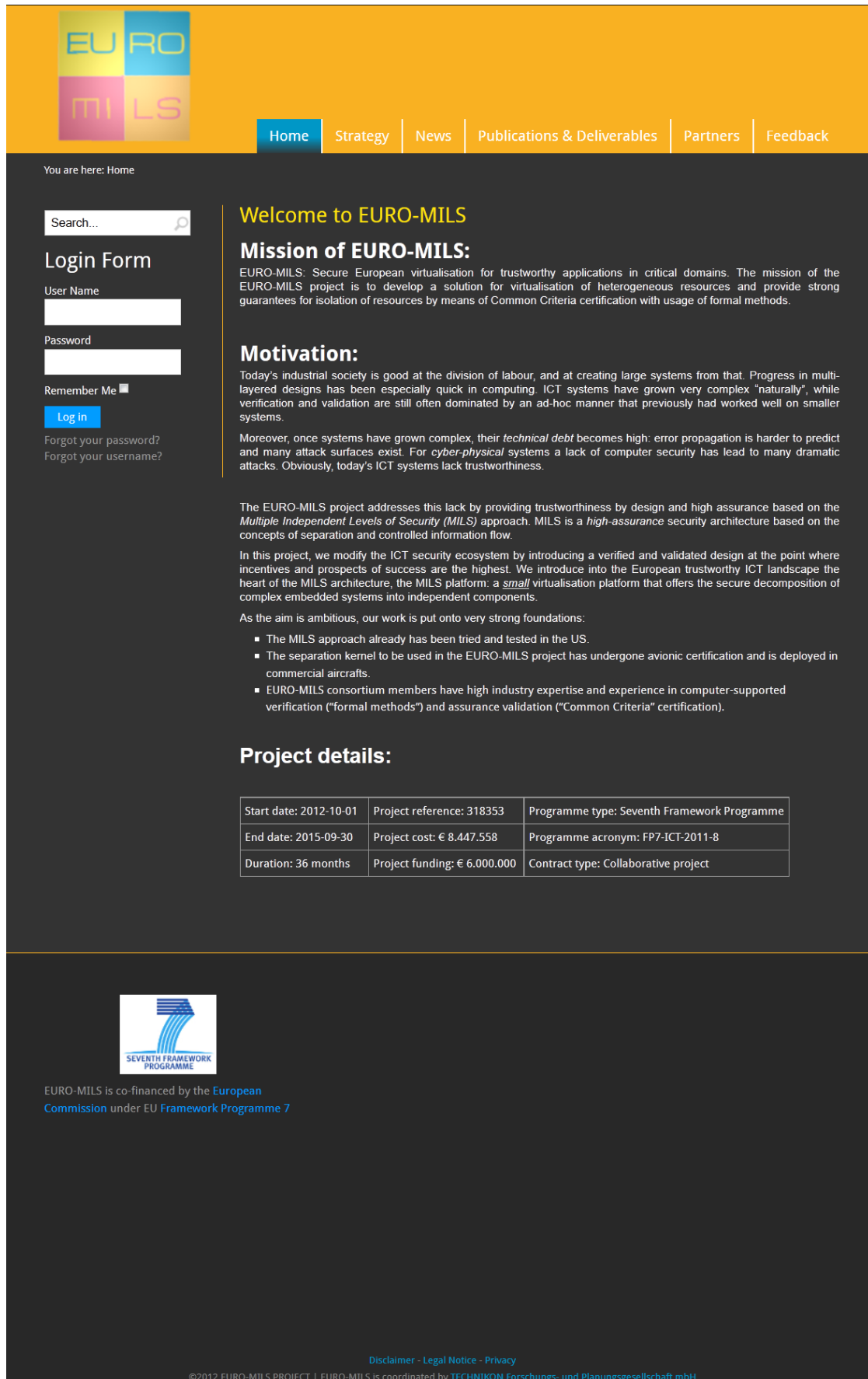
The design of the website is based on the colours of the EURO-MILS Logo.



Figure 2: EURO-MILS Logo

The EURO-MILS project website is available on the following link:

<http://www.euromils.eu/>



The screenshot shows the homepage of the EURO-MILS project website. At the top, there is a navigation menu with links for Home, Strategy, News, Publications & Deliverables, Partners, and Feedback. Below the navigation, a search bar and a login form are visible on the left. The main content area features a 'Welcome to EURO-MILS' section with a 'Mission of EURO-MILS' and a 'Motivation' section. A table of project details is provided, and the footer includes the logo of the Seventh Framework Programme and contact information.

**Home** | Strategy | News | Publications & Deliverables | Partners | Feedback

You are here: Home

Search...

**Login Form**

User Name

Password

Remember Me

[Log in](#)

[Forgot your password?](#)

[Forgot your username?](#)

**Welcome to EURO-MILS**

**Mission of EURO-MILS:**

EURO-MILS: Secure European virtualisation for trustworthy applications in critical domains. The mission of the EURO-MILS project is to develop a solution for virtualisation of heterogeneous resources and provide strong guarantees for isolation of resources by means of Common Criteria certification with usage of formal methods.

**Motivation:**

Today's industrial society is good at the division of labour, and at creating large systems from that. Progress in multi-layered designs has been especially quick in computing. ICT systems have grown very complex "naturally", while verification and validation are still often dominated by an ad-hoc manner that previously had worked well on smaller systems.

Moreover, once systems have grown complex, their *technical debt* becomes high: error propagation is harder to predict and many attack surfaces exist. For *cyber-physical* systems a lack of computer security has lead to many dramatic attacks. Obviously, today's ICT systems lack trustworthiness.

The EURO-MILS project addresses this lack by providing trustworthiness by design and high assurance based on the *Multiple Independent Levels of Security (MILS)* approach. MILS is a *high-assurance* security architecture based on the concepts of separation and controlled information flow.


In this project, we modify the ICT security ecosystem by introducing a verified and validated design at the point where incentives and prospects of success are the highest. We introduce into the European trustworthy ICT landscape the heart of the MILS architecture, the MILS platform: a *small* virtualisation platform that offers the secure decomposition of complex embedded systems into independent components.

As the aim is ambitious, our work is put onto very strong foundations:

- The MILS approach already has been tried and tested in the US.
- The separation kernel to be used in the EURO-MILS project has undergone avionic certification and is deployed in commercial aircrafts.
- EURO-MILS consortium members have high industry expertise and experience in computer-supported verification ("formal methods") and assurance validation ("Common Criteria" certification).

**Project details:**

Start date: 2012-10-01	Project reference: 318353	Programme type: Seventh Framework Programme
End date: 2015-09-30	Project cost: € 8.447.558	Programme acronym: FP7-ICT-2011-8
Duration: 36 months	Project funding: € 6.000.000	Contract type: Collaborative project



EURO-MILS is co-financed by the [European Commission](#) under EU Framework Programme 7

[Disclaimer](#) - [Legal Notice](#) - [Privacy](#)

©2012 EURO-MILS PROJECT | EURO-MILS is coordinated by [TECHNIKON Forschungs- und Planungsgesellschaft mbH](#)

Figure 3: The website

## 2.1 Public Area

The public sector can be seen by all and is intended for public information. It includes several Links which are listed below.

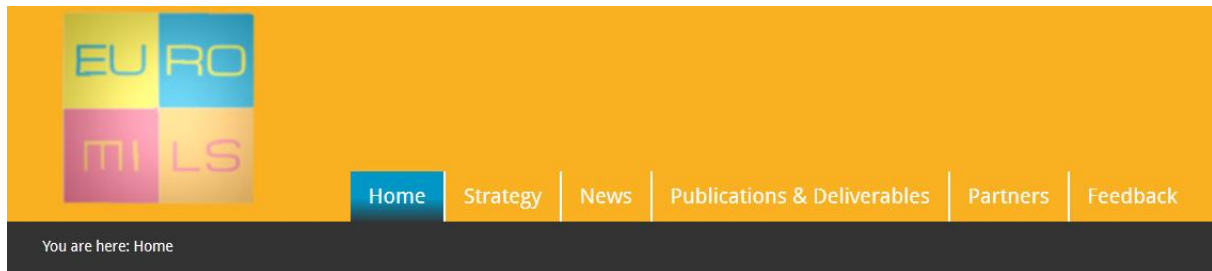


Figure 4: Public Area

### 2.1.1 Home

This is the first page the user will see. It contains a short summary of the project and what the goals are.

### 2.1.2 Strategy

Under Strategy you can find an overview of the EURO-MILS work-package structure and their contents.

### 2.1.3 News

In this area you can find an overview of the things happening in the project. Things like press releases or other general information for the public will be published here.

### 2.1.4 Publications & Deliverables

Here you can find all public Deliverables or Publications to download or to view.

### 2.1.5 Partners

On this page everyone can have a look on the overview of all partners. The Homepage of every partner is linked on his logo or name. For some partners there is a contact form which sends an email to the person responsible for this project.

### 2.1.6 Feedback

The Feedback-form sends an email directly to the coordinator of the EURO-MILS project. It's intended for general feedback to the project or website.

## 2.2 Private Area

The private Area is only for registered users. They can log-in with their credentials and use all the features available.

### 2.2.1 Documentation & Tutorials

In this section every registered user can download or view some documentation regarding to the project. For example:

- IT-Infrastructure Tutorial
- LaTeX Tutorial

### 2.2.2 Calendar

The calendar shows every user upcoming events separated in 4 categories:

1. Meetings
2. Teleconferences
3. Deliverable Submission
4. Conferences and Workshops

The standard settings are the monthly overview but the user can view the calendar by year, month, week or by day and eventually he can search for an event.

Further there is an overview with upcoming event in the left navigation bar which shows the next three events.

### 2.2.3 Mailing lists

Here you can see an overview of all available mailing lists.

Under *Mailinglist Subscription* you can simply subscribe to the list you want by selecting the checkboxes.

In *Mailinglist Archives* you can find links to the archives of all lists. To get access to the archives you have to enter your user credentials.

### 2.2.4 SVN Repository

With this link you have read-access to the SVN-Repository after you have entered your credentials.

### 2.2.5 Your Profile

Your Profile is needed for managing your details like e-mail or changing your password.

## Upcoming Events

Submission D4.1 Fri Nov 30 @12:00
Submission D4.2 Fri Nov 30 @12:00
Monthly Telco Tue Dec 04 @14:00

## User Menu

- Documentation & Tutorials
- Calendar
- Mailing lists**
  - Mailinglist Subscription
  - Mailinglist Archives
- SVN Repository
- Your Profile

## Login Form

Hi Sebastian Ressi,

Log out

Figure 5: Private Area